



schoolcafé

QUICK CARD






Contact Info: (Note: For security purposes, you may be asked to verify your contact info, including your security answer, when you request help.)

Phone: 855.PAY-2-EAT - (855) 729-2328

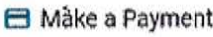




Email: customer@schoolcafe.com

Website: <https://www.schoolcafe.com>



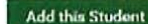
REGISTRATION

1. Select 
2. Select *I'm a Parent* and select 
3. Enter your name and contact information, and then select 
4. Create a username and password you will easily remember, and confirm the password
5. Set up a security question and answer (in case you do forget your login credentials) and select 
6. Read and accept the Terms & Conditions, and then select 

MAKE A PAYMENT

1. At the top of your Dashboard, select 
2. Enter payment dollar amounts for each student as desired and select 
3. (Optional) If your district allows for purchasing of other types of school items (yearbooks, fees, etc.), you will see a  button, where you can enter payment amounts for those items as well. If the district does not accept those kinds of payments through SchoolCafé, this button will not be visible.
4. On the Checkout screen, confirm the total and select an existing payment method, or choose  to add a new card.
 - a. When adding a new card, you can enter your card's details and either save the card (even making it your default payment card) or simply use it for a one-time payment.
5. When you have confirmed all details, select  to complete the payment. Funds are typically available at the child(ren)'s school(s) within 20 minutes.

ADD STUDENT(S)

1. At the top of your Dashboard, select 
2. Enter your student's information as requested
3. Select 
4. Verify the student found is accurate and select 

schoolcafe Quick Card

1

schoolcafe

- Dashboard
- Payments & Purchases
- Eligibility Benefits
- Apply
- My Applications
- Eligibility Notifications
- Menus & Nutrition
- Support

Apply for Free & Reduced Meals

Welcome, Bob (HANCOCK COUNTY SCHOOLS)

Select Language



Contact

Select Language

English

中文

Select from Various Languages

Add a Student

Date of Birth:

First Name:

Middle Name:

Last Name:

School:

Is this student a Foster, Homeless, Migrant, Runaway, Head Start child?
 Yes No

Was this student approved for a PFD?
 Yes No

Does this student receive income?
 Yes No

To ensure that we can reach your student, please enter as many details as possible

[Add this Student](#)

Cancel

2

- Eligibility Benefits
- Apply
- My Applications
- Eligibility Notifications
- Menus & Nutrition
- My Account
- Profile (0)
- Support
- Login

Certify

Please provide honest acknowledgment of the terms and conditions for this application before proceeding.

Bob Smith

4422 Cypress Creek Play Suite 400
Houston, TX 77245
123-456-7899
test@tvet.com

Click to Certify your Information is Correct

I certify (or true and that understand the information, my children will lose benefits, and I may be prosecuted. * required

Previous


Add Details: such as Income, or if your Student is Foster or Homeless

3

Edit Application Information

Add Students to your Application

You do not have any students associated with your SchoolCafe account. You need to add at least one student.



8

Submit

Bob Smith

Review your Application Information

Before submitting, please fill in a few details about yourself. This information will not be shared but helps the food service office contact you with the results of your application.

An adult household member must electronically sign the application. If the household member inform section is not signing this application should have a social security number or mark the 'I do not have a SSN'

7

Review

Glance over your information and make sure everything looks good. If something needs to be changed you can select the edit option for each section. Otherwise, you can proceed to the next step.

Students

You have indicated that your household contains 2 K-12 student(s).

Income: None
Foster/Homeless/Migrant/Runaway/Head Start: No

Income: None
Foster/Homeless/Migrant/Runaway/Head Start: No

Assistance

You have indicated that you did not receive any assistance from SNAP, TANF, or FDPIR.

Household

Total Household Size (including Children and Adults): 3

Income: None

Income: None

Smith, Bob (applicant)
Income: \$3,000.00 (Monthly)

Previous

Next

Enter the Last Four Digits of your SSN (if required)

Do you have an SSN? Yes No

Enter the last 4 digits of your Social Security Number
1234

Digitally Sign your Online Application

Submit your Application

Bob Smith

Your application was successfully verified and signed via IP Address 10.10.100.91.

Return to Review

Return to Previous Steps to Adjust Any Information

Submit My Application

9

Summary

You have successfully completed your online application!

Your application number is 8. You can find the details of your information on the My Applications page. When you receive your application number, you will be able to quickly verify your IP address from your device. These records will be available on the Eligible Institutions page.

After Submitting, you'll Receive an Application Copy

Print or Download a Copy of your Application

<p>APP 1 - All Children's Household Information</p> <p>APP 2 - Assistance Programs</p> <p>APP 3 - Household Information</p> <p>APP 4 - Household Income</p> <p>APP 5 - Household Size</p> <p>APP 6 - Household Assets</p> <p>APP 7 - Household Expenses</p> <p>APP 8 - Household Verification</p> <p>APP 9 - Household Summary</p> <p>APP 10 - Household Application</p>		
<p>APP 1 - All Children's Household Information</p> <p>APP 2 - Assistance Programs</p> <p>APP 3 - Household Information</p> <p>APP 4 - Household Income</p> <p>APP 5 - Household Size</p> <p>APP 6 - Household Assets</p> <p>APP 7 - Household Expenses</p> <p>APP 8 - Household Verification</p> <p>APP 9 - Household Summary</p> <p>APP 10 - Household Application</p>	<p>APP 1 - All Children's Household Information</p> <p>APP 2 - Assistance Programs</p> <p>APP 3 - Household Information</p> <p>APP 4 - Household Income</p> <p>APP 5 - Household Size</p> <p>APP 6 - Household Assets</p> <p>APP 7 - Household Expenses</p> <p>APP 8 - Household Verification</p> <p>APP 9 - Household Summary</p> <p>APP 10 - Household Application</p>	<p>APP 1 - All Children's Household Information</p> <p>APP 2 - Assistance Programs</p> <p>APP 3 - Household Information</p> <p>APP 4 - Household Income</p> <p>APP 5 - Household Size</p> <p>APP 6 - Household Assets</p> <p>APP 7 - Household Expenses</p> <p>APP 8 - Household Verification</p> <p>APP 9 - Household Summary</p> <p>APP 10 - Household Application</p>

Print Download

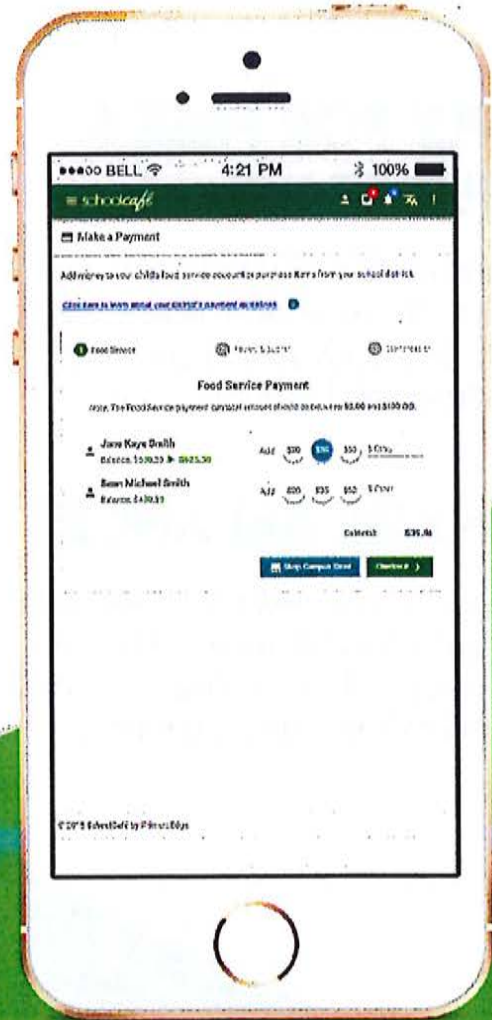
I need to apply for more students. Show another application.



One app for your entire cafeteria

PAYMENTS MADE EASY

With email and push notifications, parents can stay on top of their student's account balance. Low balance reminders make sure parents never miss a payment and students always have adequate funds in their account.



*RASD online student account management
made easy!*

www.schoolcafe.com

